

More than 250 practice questions

UPDATED



COMPLETE PRACTICE TEST

ICBC CLASS 1

Table Of Contents

[Introduction](#)

[Exclusive summary](#)

PART 1: Complete ICBC Class 1 Knowledge Practice Test

[Road Rules and Traffic Regulations](#)

[Traffic Signs, Signals, and Road Markings](#)

[Vehicle Control and Maneuvering](#)

[Sharing the Road](#)

[Safe Driving Practices](#)

[Emergency Situations](#)

[Legal and Administrative](#)

[Environmental Considerations](#)

[Vehicle Maintenance and Inspection](#)

[Weather and Road Conditions](#)

[Emergency Reporting and Assistance](#)

PART 2: Standard Exam Paper Questions

Introduction

Welcome to the ICBC Class 1 Practice Test!

This resource is designed to help you prepare for the ICBC Class 4 knowledge test. Whether you're aiming to become a professional driver of passenger vans, small buses, or ambulances, this **Practice Test** covers all the essential topics and provides ample practice questions to ensure you're ready for the exam.

What You'll Find Inside

Comprehensive Coverage

We have included detailed questions of the key concepts you'll need to understand for the ICBC Class 1 test. Topics range from regulations to specific rules related to passenger transportation.

Practice Tests

Multiple practice tests are available to simulate the actual testing conditions. These tests will help you gauge your knowledge and identify areas where you may need further study.

Exclusive summary

Feature	Description	Key Points
Purpose	To prepare individuals for the ICBC written knowledge test, required to obtain a learner's (L) license.	Assesses understanding of traffic laws, road signs, and safe driving practices.
Test Basis	Based on the "Learn to Drive Smart" manual.	Official ICBC driving guide is the primary source of information.
Test Format	Multiple-choice questions.	Typically administered on a computer screen.
Content Areas	<ul style="list-style-type: none">- Road signs and markings.- Traffic rules and regulations.- Safe driving practices.- Vehicle operation.- Sharing the road.- Driving under the influence.- Emergency situations.- Parking and stopping.- Licensing information.	Covers a broad range of essential driving knowledge.
Practice Test Availability	<ul style="list-style-type: none">- ICBC website and PDF file.	Multiple resources available for practice.
Passing Requirement	A specific number of correct answers is required 80% Score,	It is important to know the correct amount of questions that need to be answered correctly.

Key Preparation Tips	<ul style="list-style-type: none"> - Thoroughly study the "Learn to Drive Smart" manual. - Take practice tests repeatedly. - Focus on understanding concepts, not just memorizing answers. 	Consistent study and practice are crucial for success.
Important notes	If you fail the test, you can retake it after a waiting period, but you'll have to pay the test fee again.	It is very important to make sure you are prepared before taking the test.

Road Rules and Traffic Regulations

1. When approaching a roundabout, drivers must:
 - A. Yield to vehicles inside the roundabout
 - B. Stop completely before entering
 - C. Signal only when exiting the roundabout
 - D. Always proceed without stopping
2. At a four-way stop, the vehicle that should go first is:
 - A. The vehicle arriving first
 - B. The largest vehicle
 - C. The vehicle on the left
 - D. The vehicle moving straight ahead
3. When merging onto a highway, drivers should:
 - A. Stop at the end of the ramp
 - B. Match the speed of traffic on the highway
 - C. Signal and wait for a gap before entering
 - D. Enter regardless of the highway's traffic
4. Passing another vehicle is not allowed when:
 - A. Approaching a hill or curve
 - B. On a multi-lane highway
 - C. Following a slow-moving vehicle
 - D. Traffic is moving below the speed limit
5. School zone speed limits apply:
 - A. Only during school hours
 - B. When children are visible near the road
 - C. At all times on school days
 - D. From 8 AM to 5 PM every day
6. When approaching a pedestrian crossing, drivers must:
 - A. Slow down only if pedestrians are waiting
 - B. Stop if pedestrians are in the crosswalk
 - C. Sound the horn to warn pedestrians
 - D. Yield unless there is a traffic light
7. The purpose of yield signs is to:
 - A. Allow traffic to proceed without stopping
 - B. Ensure that the first vehicle to arrive has the right-of-way
 - C. Require drivers to slow and prepare to stop if necessary
 - D. Permit faster vehicles to pass

8. In playground zones, the maximum speed limit is:
 - A. 20 km/h
 - B. 30 km/h
 - C. 40 km/h
 - D. 50 km/h
9. The law regarding passing in urban areas states:
 - A. Passing is allowed on the left only
 - B. Passing is prohibited in urban areas
 - C. Passing must be done safely with proper signaling
 - D. Passing is only allowed when traffic is light
10. Drivers must adjust their speed at an uncontrolled intersection:
 - A. To 10 km/h
 - B. To ensure they can stop if needed
 - C. Only when pedestrians are present
 - D. Based on the vehicle's size and weight

Answers

- 1: A,
- 2: A,
- 3: B,
- 4: A,
- 5: C,
- 6: B,
- 7: C,
- 8: B,
- 9: C,
- 10: B,

11. When entering a highway from an acceleration lane, drivers should:
 - A. Merge at a reduced speed
 - B. Stop before entering the highway
 - C. Match the speed of highway traffic
 - D. Honk to alert other drivers
12. The purpose of a stop sign is to:
 - A. Alert drivers to potential hazards
 - B. Allow faster vehicles to proceed first
 - C. Require a full stop before proceeding
 - D. Indicate the end of a controlled area
13. When passing a slow-moving vehicle, it is important to:
 - A. Signal and check your blind spots
 - B. Accelerate rapidly to complete the pass
 - C. Use the shoulder for additional space
 - D. Honk to notify the other driver
14. A flashing yellow light at an intersection means:
 - A. Stop and wait for green
 - B. Proceed with caution
 - C. Yield to traffic on the right
 - D. Speed up to clear the intersection
15. Overtaking another vehicle is prohibited:
 - A. On two-lane roads
 - B. At intersections or pedestrian crossings
 - C. When traffic is light
 - D. In residential areas
16. Speeding in a school zone may result in:
 - A. A warning from law enforcement
 - B. A fine and demerit points
 - C. Suspension of your license immediately
 - D. Reduced insurance rates
17. Drivers approaching a pedestrian waiting at a crosswalk must:
 - A. Continue driving if the pedestrian hesitates
 - B. Stop and allow the pedestrian to cross
 - C. Honk to signal the pedestrian to wait
 - D. Slow down and proceed carefully

18. The right-of-way at a T-intersection is given to:
- A. Vehicles turning left
 - B. Vehicles on the through road
 - C. Vehicles approaching from the left
 - D. Pedestrians only
19. When stopping at a stop sign, drivers must:
- A. Stop only if another vehicle is present
 - B. Stop fully before the stop line or crosswalk
 - C. Slow down but proceed without stopping
 - D. Stop only when there is traffic
20. School zone speed limits are enforced:
- A. Only during recess hours
 - B. On school days, when children are present
 - C. At night, for added safety
 - D. Only during scheduled patrol hours

Answers

11: C,

12: C,

21. When approaching a railway crossing without gates, drivers should:
 - A. Slow down and look both ways
 - B. Stop and wait for a signal
 - C. Speed up to clear the crossing quickly
 - D. Proceed without stopping if no train is visible
22. A driver is allowed to exceed the posted speed limit when:
 - A. Overtaking another vehicle
 - B. Driving on an empty road
 - C. It is never allowed
 - D. The weather conditions are good
23. At an intersection with no stop signs or traffic lights, drivers should:
 - A. Yield to vehicles on the left
 - B. Proceed if no pedestrians are visible
 - C. Yield to vehicles on the right
 - D. Take turns with other drivers
24. Drivers must slow down near playgrounds to:
 - A. Observe other drivers' behavior
 - B. Avoid potential fines
 - C. Prevent accidents with children
 - D. Reduce wear on the brakes
25. When making a left turn at an intersection, drivers should:
 - A. Turn wide into the far lane
 - B. Yield to oncoming traffic
 - C. Use the shoulder to turn
 - D. Accelerate quickly to complete the turn
26. The purpose of speed enforcement cameras is to:
 - A. Track stolen vehicles
 - B. Ensure drivers comply with speed limits
 - C. Detect impaired drivers
 - D. Help with traffic light management
27. Passing on the right is permitted when:
 - A. The vehicle ahead is signaling left
 - B. Traffic is moving slowly in both lanes
 - C. There is a clear shoulder to drive on
 - D. The road is marked with solid lines

28. Drivers approaching a flashing red light must:
- A. Proceed as though it's a green light
 - B. Stop completely and proceed when safe
 - C. Yield only to pedestrians
 - D. Slow down and proceed with caution
29. When overtaking a bicycle, drivers should:
- A. Maintain a minimum of one meter distance
 - B. Sound the horn to alert the cyclist
 - C. Pass quickly to minimize delay
 - D. Drive close to discourage wobbling
30. Right-of-way at a controlled intersection is given to:
- A. The vehicle that is turning
 - B. The largest or heaviest vehicle
 - C. The vehicle proceeding straight or right
 - D. Pedestrians crossing the road

Answers

31. Drivers must always yield the right-of-way to:
- A. Vehicles with a green light
 - B. Emergency vehicles with flashing lights
 - C. The largest vehicle at an intersection
 - D. Vehicles in the left lane
32. The proper way to enter a roundabout is to:
- A. Slow down, check for gaps, and yield
 - B. Accelerate and merge quickly
 - C. Stop and wait for the roundabout to clear
 - D. Use hand signals to indicate your entry
33. A broken yellow center line on a road indicates:
- A. Passing is permitted when safe
 - B. Passing is prohibited in all situations
 - C. The road is for one-way traffic only
 - D. A turning lane is ahead
34. When driving in a school zone, drivers must:
- A. Stop if children are within 50 meters
 - B. Drive at 30 km/h unless otherwise posted
 - C. Drive at 50 km/h if no children are visible
 - D. Honk to warn children of your presence
35. The correct response to a yield sign is to:
- A. Slow down and merge without stopping
 - B. Stop completely before proceeding
 - C. Give way to vehicles and pedestrians
 - D. Continue driving unless another vehicle is near
36. A driver must stop at a pedestrian crossing when:
- A. Pedestrians are waiting at the curb
 - B. The traffic light is green
 - C. Another vehicle is stopped ahead
 - D. Pedestrians are in the crosswalk
37. The rule for overtaking vehicles on a highway is:
- A. Overtake on the left side only
 - B. Use the shoulder to pass quickly
 - C. Pass only when the other driver signals
 - D. Accelerate and pass in any lane

38. In a residential area, the speed limit is usually:
- A. 30 km/h
 - B. 40 km/h
 - C. 50 km/h
 - D. 60 km/h
39. When stopping at an intersection with no line, drivers should:
- A. Stop immediately at the intersection
 - B. Stop as close to the corner as possible
 - C. Stop before the crosswalk area
 - D. Stop only if another vehicle is present
40. The appropriate way to approach a green light turning yellow is to:
- A. Accelerate to clear the intersection
 - B. Stop unless unsafe to do so
 - C. Continue driving at the same speed
 - D. Wait for a signal from other drivers

Answers

41. Drivers overtaking slow-moving vehicles on rural roads must:
- A. Signal, check blind spots, and pass safely
 - B. Use the shoulder for extra room
 - C. Honk twice before passing
 - D. Maintain their current speed
42. A solid yellow line beside a broken yellow line means:
- A. Passing is allowed on the broken-line side
 - B. Passing is allowed on both sides
 - C. Passing is prohibited on both sides
 - D. Passing is allowed on the solid-line side
43. Vehicles entering a highway must yield to:
- A. Oncoming vehicles already on the highway
 - B. All vehicles, regardless of lane
 - C. Emergency vehicles only
 - D. Larger commercial vehicles
44. The speed limit near playgrounds is in effect:
- A. During school hours only
 - B. From dawn until dusk
 - C. When children are present
 - D. At all times on school days
45. Right-of-way at a multi-lane roundabout is given to:
- A. Vehicles in the outer lane
 - B. Vehicles in the inner lane
 - C. Pedestrians and cyclists
 - D. The largest vehicle
46. When approaching a stop sign with no stop line, drivers should:
- A. Stop at the edge of the intersection
 - B. Proceed without stopping
 - C. Stop as far back as possible
 - D. Yield but do not stop
47. To legally pass in a passing zone, drivers must:
- A. Return to their lane before the zone ends
 - B. Signal for at least 5 seconds
 - C. Pass at a speed 10 km/h over the limit
 - D. Ensure the road is clear for 200 meters

48. Drivers must reduce speed in residential areas to:
- A. Minimize noise and pollution
 - B. Avoid collisions with children or pets
 - C. Prevent wear and tear on the brakes
 - D. Follow neighborhood parking rules
49. A flashing yellow pedestrian crossing light means:
- A. Pedestrians have the right-of-way
 - B. Drivers should stop immediately
 - C. Drivers should proceed with caution
 - D. Pedestrians must yield to vehicles
50. Drivers are required to yield to school buses when:
- A. The bus has flashing red lights
 - B. The bus is stopped on the shoulder
 - C. The bus is traveling in the opposite direction
 - D. There are no passengers visible

Answers

Traffic Signs, Signals, and Road Markings

Signs

1. Matching: Match the following sign shapes with their meaning:



1.



2.



3.



4.

Meanings:


- A. Regulatory
- B. Warning
- C. Stop
- D. Yield

2. What does a fluorescent yellow-green sign typically indicate?




3. True or False: Regulatory signs inform you about traffic laws and regulations.
4. List five examples of regulatory signs.

5. What is the meaning of a sign that displays ?



6. What does a sign indicate?



7. If a school zone sign only indicates the speed limit, when is that limit in effect?

8. Describe the purpose of lane use signs.

9. What must you do in a designated lane at an intersection?

10. What is the function of turn control signs?

11. What are the potential consequences of illegally parking?

12. What marking is used for reserved lanes?


13. What is the typical shape and color of warning signs?

14. Give five examples of warning signs.

15. What should you do when you see a construction sign?

16. What does a detour sign mean?

17. What type of information do destination signs provide?



18. What must you always do when approaching railway signs?

Signals

- 19. What is the purpose of lane control signals?
- 20. What should you do if lane control signals over all lanes are flashing yellow?
- 21. What is the general meaning of a red, yellow, and green traffic light?
- 22. What does a steady red light indicate?
- 23. What does a flashing red light indicate?
- 24. What should you do when you see a flashing yellow light?
- 25. Describe the meaning of a green arrow signal.

Road Markings

- 26. What is the purpose of road markings?
- 27. What do yellow lines on the road indicate?
- 28. When is passing allowed with a broken yellow line?
- 29. What does a double solid yellow line mean?
- 30. What is a two-way left-turn lane?
- 31. What do white lines on the road indicate?
- 32. What does a solid white line indicate?
- 33. What do broken white lines indicate?
- 34. What should you do at a pedestrian crosswalk?
- 35. How are HOV lanes marked

Answer Key of Traffic Signs, Signals, and Road Markings

Vehicle Control and Maneuvering

1. The correct way to perform a shoulder check is to:
 - A. Use the rearview mirror only
 - B. Turn your head to look behind
 - C. Rely on side mirrors exclusively
 - D. Turn your entire body to check
2. When parallel parking on a hill, the wheels should be:
 - A. Turned toward the curb when facing downhill
 - B. Turned away from the curb when facing uphill
 - C. Both A and B, depending on direction
 - D. Pointed straight ahead at all times
3. A safe following distance under normal conditions is:
 - A. 1 second
 - B. 2 seconds
 - C. 3 seconds
 - D. 4 seconds
4. When reversing a vehicle, drivers should:
 - A. Rely only on backup cameras
 - B. Use mirrors and turn their head
 - C. Keep the steering wheel straight
 - D. Reverse without hesitation
5. U-turns are prohibited:
 - A. At intersections with traffic lights
 - B. On roads with a "No U-Turn" sign
 - C. On curves or hills with poor visibility
 - D. All of the above
6. Lane positioning is important because it:
 - A. Helps reduce wear on tires
 - B. Increases visibility and safety
 - C. Keeps the vehicle closer to the curb
 - D. Is required by law in residential zones
7. When starting from a parked position, drivers must:
 - A. Signal and check for traffic
 - B. Accelerate immediately
 - C. Sound the horn before entering traffic
 - D. Wait for a clear road

8. Hill parking requires the driver to:
 - A. Set the parking brake
 - B. Turn the wheels in the correct direction
 - C. Both A and B
 - D. Keep the vehicle in gear only

9. When approaching a sharp turn, drivers should:
 - A. Reduce speed before entering the turn
 - B. Accelerate through the turn
 - C. Apply brakes in the middle of the turn
 - D. Honk to warn other drivers

10. Reverse driving precautions include:
 - A. Driving slowly and checking surroundings
 - B. Relying only on backup sensors
 - C. Keeping both hands on the wheel
 - D. Turning only when necessary

Answer

11. When parking on a level surface, drivers should:
 - A. Turn the wheels to the left
 - B. Turn the wheels to the right
 - C. Keep the wheels straight
 - D. Engage the parking brake
12. Safe lane changes require:
 - A. Signaling and checking blind spots
 - B. Speeding up to merge quickly
 - C. Honking to alert other drivers
 - D. Only using mirrors to check
13. During a hill start, the vehicle is prevented from rolling back by:
 - A. Using the parking brake
 - B. Accelerating quickly
 - C. Keeping the clutch engaged
 - D. Relying on gravity
14. When stopping at a stop line, the vehicle must:
 - A. Stop behind the line
 - B. Stop halfway over the line
 - C. Stop as close to the intersection as possible
 - D. Stop only if another vehicle is present
15. To maintain lane control, drivers should:
 - A. Stay centered within their lane
 - B. Drive close to the lane markings
 - C. Avoid checking their mirrors frequently
 - D. Follow the vehicle ahead closely
16. Parking on a slope without curbs requires:
 - A. Wheels turned away from the road
 - B. Wheels turned toward the road
 - C. Wheels kept straight
 - D. Engaging the parking brake only
17. Shoulder checks are essential when:
 - A. Turning right at an intersection
 - B. Merging onto a highway
 - C. Changing lanes in traffic
 - D. All of the above

18. When making a tight turn, drivers should:
- A. Keep the vehicle in a low gear
 - B. Accelerate halfway through the turn
 - C. Use only the rearview mirror for guidance
 - D. Brake hard during the turn
19. A safe following distance should be increased:
- A. When driving in poor weather
 - B. When following a larger vehicle
 - C. When visibility is reduced
 - D. All of the above
20. To avoid oversteering in a turn, drivers should:
- A. Brake sharply before entering the turn
 - B. Steer smoothly and maintain control
 - C. Accelerate quickly out of the turn
 - D. Use the clutch to slow down

Answer

21. Drivers performing a three-point turn should:
- A. Check for traffic and signal intentions
 - B. Turn only if the road is clear
 - C. Both A and B
 - D. Signal after starting the maneuver
22. The correct way to adjust your vehicle's position in a parking space is to:
- A. Reverse and realign if necessary
 - B. Use the parking brake to stop quickly
 - C. Exit the vehicle to check alignment
 - D. Adjust after turning off the engine
23. On a hill, a manual transmission vehicle should be parked in:
- A. Neutral
 - B. First gear or reverse gear
 - C. Any gear if the brake is engaged
 - D. Drive mode
24. Lane positioning at an intersection helps to:
- A. Reduce traffic flow
 - B. Indicate your intended direction
 - C. Avoid contact with pedestrians
 - D. Improve fuel efficiency
25. Drivers reversing into a parking space should:
- A. Keep the vehicle in reverse at all times
 - B. Stop halfway to check their position
 - C. Use mirrors and turn their head to check surroundings
 - D. Honk to alert other drivers nearby

Answer

Sharing the Road

1. When driving near a pedestrian crosswalk, drivers should:
 - A. Stop only if pedestrians are crossing
 - B. Yield to pedestrians waiting to cross
 - C. Sound the horn to alert pedestrians
 - D. Speed up to clear the crosswalk
2. The rule for passing a school bus with flashing red lights is:
 - A. Stop only if you are behind the bus
 - B. Proceed cautiously if no children are visible
 - C. Stop in both directions until the lights stop flashing
 - D. Slow down but do not stop
3. Drivers must yield to cyclists when:
 - A. Cyclists are riding in the same lane
 - B. Cyclists are approaching a roundabout
 - C. Cyclists are in a designated bike lane
 - D. All of the above
4. When sharing the road with large trucks, drivers should:
 - A. Maintain a safe distance from the truck
 - B. Avoid driving in the truck's blind spots
 - C. Signal clearly when overtaking
 - D. All of the above
5. Emergency vehicles with flashing lights and sirens must:
 - A. Be given the right-of-way immediately
 - B. Be allowed to pass only on the left
 - C. Yield to vehicles already in intersections
 - D. Stop at red lights like other vehicles
6. When encountering a motorcycle, drivers should:
 - A. Allow a full lane for the motorcycle
 - B. Overtake the motorcycle quickly
 - C. Drive closer to provide guidance
 - D. Assume the motorcycle will move aside
7. Blind spots for large vehicles are often referred to as:
 - A. Danger zones
 - B. Safety areas
 - C. Passing zones
 - D. Parking zones

8. Drivers approaching a stopped vehicle with hazard lights should:
 - A. Pass at normal speed
 - B. Change lanes if safe and reduce speed
 - C. Sound the horn to warn others
 - D. Stop completely before passing

9. Pedestrians crossing the road outside of a crosswalk have the right-of-way:
 - A. Only when no vehicles are present
 - B. In all situations
 - C. When crossing in a safe and visible manner
 - D. Only in residential areas

10. To safely pass a cyclist, drivers must:
 - A. Leave at least one meter of space
 - B. Sound the horn to signal their intention
 - C. Accelerate quickly to pass
 - D. Use the shoulder for extra room

Answer

11. Drivers must exercise caution around school buses because:
 - A. Children may unexpectedly cross the road
 - B. School buses make frequent stops
 - C. Both A and B
 - D. School buses always have the right-of-way
12. When sharing the road with pedestrians, drivers should:
 - A. Always give them the right-of-way at crosswalks
 - B. Stop only if they are directly in the lane
 - C. Accelerate to avoid delays
 - D. Honk to alert them of the vehicle's presence
13. Drivers overtaking a farm vehicle should:
 - A. Pass quickly without signaling
 - B. Use extra caution due to the vehicle's slow speed
 - C. Wait for the vehicle to pull over
 - D. Honk until the vehicle moves aside
14. Motorcycles are harder to see because:
 - A. They travel slower than most vehicles
 - B. Their small size makes them less noticeable
 - C. They always stay in the left lane
 - D. They do not use headlights
15. Drivers must yield to emergency vehicles by:
 - A. Stopping wherever they are
 - B. Moving to the nearest curb and stopping
 - C. Continuing to drive at reduced speed
 - D. Accelerating to clear the way
16. To avoid conflicts with cyclists, drivers should:
 - A. Use designated bike lanes to pass them
 - B. Check mirrors and blind spots before turning
 - C. Expect cyclists to stop at every intersection
 - D. Drive closely to guide them
17. Large trucks require more stopping distance because:
 - A. Their weight makes braking slower
 - B. Their engines are less efficient
 - C. They always carry heavy loads
 - D. They have larger blind spots

18. Drivers should be cautious around vehicles displaying a “Slow Moving Vehicle” sign because:
- A. These vehicles may stop suddenly
 - B. They travel at speeds below 40 km/h
 - C. They often take up multiple lanes
 - D. They are exempt from traffic rules
19. When turning right, drivers must ensure they:
- A. Yield to pedestrians and cyclists crossing the road
 - B. Turn quickly to avoid delays
 - C. Use the shoulder for extra space
 - D. Overtake any vehicles ahead
20. A safe distance from large trucks is important because:
- A. Trucks may have cargo that can shift unexpectedly
 - B. Their blind spots can obscure smaller vehicles
 - C. They may roll backward on inclines
 - D. All of the above

Answer

21. To handle aggressive drivers safely, you should:
- A. Speed up to stay ahead
 - B. Allow them to pass and avoid confrontation
 - C. Honk to signal your irritation
 - D. Drive closely to prevent them from overtaking
22. Drivers must yield to transit buses re-entering traffic:
- A. When the bus is signaling to merge
 - B. Only in residential areas
 - C. When the bus is moving at reduced speed
 - D. Only on highways
23. Safe driving around motorcycles includes:
- A. Avoiding sudden lane changes
 - B. Allowing extra space during bad weather
 - C. Watching for motorcycles at intersections
 - D. All of the above
24. To ensure safety near crosswalks, drivers must:
- A. Stop and check for pedestrians before proceeding
 - B. Accelerate to clear the area quickly
 - C. Honk to alert pedestrians of their presence
 - D. Yield only when a crossing guard is present
25. Drivers must be especially cautious in neighborhoods because:
- A. Children or pets may suddenly enter the road
 - B. Parking rules are stricter
 - C. Traffic laws are less enforced
 - D. Roads are typically narrower

Answer

Safe Driving Practices

1. The key to defensive driving is:
 - A. Speeding up to avoid traffic
 - B. Anticipating hazards and responding proactively
 - C. Driving slowly at all times
 - D. Relying on other drivers to follow rules
2. When dealing with a tailgater, drivers should:
 - A. Speed up to create distance
 - B. Slow down gradually and let them pass
 - C. Honk to warn them to back off
 - D. Drive closer to the vehicle ahead
3. To scan the road effectively, drivers should:
 - A. Focus only on the vehicle ahead
 - B. Look 12 to 15 seconds ahead of their vehicle
 - C. Keep their eyes fixed on the speedometer
 - D. Check mirrors once every few minutes
4. In heavy rain, the best practice for safe driving is to:
 - A. Drive at the speed limit regardless of conditions
 - B. Use high beams for better visibility
 - C. Reduce speed and use windshield wipers
 - D. Follow the vehicle ahead closely to stay on track
5. When driving at night, you should:
 - A. Use high beams at all times
 - B. Reduce speed and increase following distance
 - C. Drive with the interior lights on
 - D. Follow other vehicles closely to use their headlights
6. To manage fatigue on a long drive, drivers should:
 - A. Drink coffee and keep driving
 - B. Take regular breaks and rest if needed
 - C. Open the windows for fresh air
 - D. Listen to loud music to stay awake
7. Adjusting speed for curves is important because:
 - A. It reduces fuel consumption
 - B. It helps maintain traction and control
 - C. It allows for faster acceleration out of the curve
 - D. It is required by road laws

8. The safest way to handle road rage is to:
 - A. Engage with the aggressive driver
 - B. Ignore and avoid confrontations
 - C. Honk to assert your presence
 - D. Follow them to ensure safety

9. The 2-second rule helps drivers:
 - A. Maintain a safe following distance
 - B. Calculate braking distance in emergencies
 - C. Estimate the time to clear intersections
 - D. Determine safe passing zones

10. If you encounter glare from oncoming headlights, you should:
 - A. Look directly at the headlights
 - B. Use the rearview mirror to reflect the light
 - C. Look slightly to the right edge of the road
 - D. Speed up to clear the area faster

Answer

11. When driving in snow or ice, drivers should:
 - A. Accelerate gently and avoid sudden movements
 - B. Use cruise control for steady speed
 - C. Brake hard to stop quickly
 - D. Keep tires fully inflated for better grip
12. To reduce distractions while driving, you should:
 - A. Use hands-free devices for calls
 - B. Avoid eating or drinking
 - C. Keep your focus on the road at all times
 - D. All of the above
13. If your vehicle starts to hydroplane, you should:
 - A. Accelerate to regain traction
 - B. Brake hard to stop the vehicle
 - C. Ease off the gas and steer gently
 - D. Turn sharply to regain control
14. Defensive driving involves:
 - A. Assuming that other drivers may make mistakes
 - B. Trusting that all drivers follow the rules
 - C. Driving aggressively to stay ahead of traffic
 - D. Avoiding all lane changes
15. When dealing with an aggressive driver, you should:
 - A. Avoid eye contact and keep your distance
 - B. Speed up to get ahead
 - C. Block them from passing
 - D. Use hand gestures to signal your frustration
16. The best way to adjust to foggy conditions is to:
 - A. Use high beams for better visibility
 - B. Slow down and use low beams
 - C. Follow closely behind another vehicle
 - D. Drive as quickly as possible to clear the fog
17. In a skid, drivers should:
 - A. Steer into the skid
 - B. Steer against the direction of the skid
 - C. Apply the brakes forcefully
 - D. Shift into neutral and stop immediately

18. To avoid distractions from mobile devices, drivers should:
- A. Use them only when stopped at a light
 - B. Enable hands-free features
 - C. Place them in a location out of reach
 - D. Turn off the device while driving
19. The safest way to deal with a sudden tire blowout is to:
- A. Brake immediately to stop quickly
 - B. Grip the steering wheel firmly and slow down gradually
 - C. Accelerate to stabilize the vehicle
 - D. Turn the wheel sharply to regain control
20. When approaching a blind curve, drivers should:
- A. Drive in the middle of the road
 - B. Honk to warn oncoming traffic
 - C. Reduce speed and stay to the right
 - D. Increase speed to clear the curve quickly

Answer

21. To prepare for unexpected hazards, defensive drivers should:
- A. Focus on the rearview mirror constantly
 - B. Scan the road and surrounding areas frequently
 - C. Drive at maximum speed to avoid delays
 - D. Stay close to the vehicle ahead
22. When driving in heavy traffic, a defensive driver will:
- A. Accelerate to avoid being stuck
 - B. Keep a safe following distance
 - C. Weave between lanes to save time
 - D. Follow closely to prevent other cars from merging
23. During poor weather conditions, drivers should:
- A. Increase their following distance
 - B. Use cruise control to maintain speed
 - C. Drive faster to clear the area quickly
 - D. Ignore lane markings for better positioning
24. The safest way to deal with road debris is to:
- A. Swerve sharply to avoid it
 - B. Stop abruptly to assess the situation
 - C. Slow down and navigate around it safely
 - D. Speed up to pass it quickly
25. When driving in an unfamiliar area, drivers should:
- A. Follow the fastest-moving vehicle
 - B. Slow down and pay close attention to signs
 - C. Use their horn to alert others
 - D. Keep their focus on GPS navigation
26. To avoid collisions at intersections, drivers should:
- A. Slow down and check for cross traffic
 - B. Proceed without stopping if they have the right-of-way
 - C. Accelerate through yellow lights
 - D. Focus only on pedestrians
27. When dealing with glare from the sun, drivers should:
- A. Use their sun visor or sunglasses
 - B. Increase speed to clear the area quickly
 - C. Look directly at the road markings
 - D. Follow closely behind another vehicle

28. On highways, safe drivers maintain:
- A. A consistent speed appropriate for conditions
 - B. A position in the far-left lane
 - C. A following distance of one second
 - D. Speed slightly above the limit to keep traffic flowing
29. The best way to ensure your tires maintain traction in wet conditions is to:
- A. Inflate them to the maximum pressure
 - B. Drive at slower speeds and avoid sudden moves
 - C. Accelerate quickly to avoid hydroplaning
 - D. Use cruise control to keep a steady pace
30. The first step in avoiding a rear-end collision is to:
- A. Maintain a safe following distance
 - B. Honk if the vehicle ahead slows suddenly
 - C. Increase speed to change lanes
 - D. Keep your foot lightly on the brake pedal

Answer

31. To manage distractions inside the car, drivers should:
- A. Keep conversations brief and focused
 - B. Minimize adjusting controls while driving
 - C. Secure loose items before starting the trip
 - D. All of the above
32. If a driver encounters a flooded roadway, they should:
- A. Drive through quickly to avoid stalling
 - B. Reverse and find an alternative route
 - C. Follow larger vehicles through the water
 - D. Use high beams to better see the depth
33. When passing a vehicle on a two-lane road, drivers should:
- A. Signal and check for oncoming traffic
 - B. Pass as quickly as possible
 - C. Use the shoulder for additional space
 - D. Maintain their position if traffic is heavy
34. The best way to handle icy roads is to:
- A. Reduce speed and avoid sudden movements
 - B. Increase speed for better traction
 - C. Use cruise control for steady driving
 - D. Stay in the left lane to avoid congestion
35. Drivers can reduce the risk of fatigue by:
- A. Planning regular breaks during long trips
 - B. Drinking energy drinks to stay alert
 - C. Rolling down the windows for fresh air
 - D. Listening to loud music
36. When approaching an emergency vehicle stopped on the side of the road, drivers should:
- A. Change lanes if safe and reduce speed
 - B. Maintain their speed to keep traffic flowing
 - C. Stop completely to assess the situation
 - D. Use their horn to warn other drivers
37. In windy conditions, drivers should:
- A. Drive in the center of their lane to maintain stability
 - B. Increase speed to reduce wind impact
 - C. Drive close to large vehicles for shelter
 - D. Use cruise control for better control

38. To reduce risks when driving at night, drivers should:
- A. Use low beams in all conditions
 - B. Keep windows clean and headlights aimed properly
 - C. Drive slightly faster to reduce travel time
 - D. Follow closely behind other vehicles

Answer

Emergency Situations

1. If your brakes fail while driving, the first thing you should do is:
 - A. Shift into a higher gear to slow down
 - B. Turn off the ignition immediately
 - C. Pump the brake pedal to restore pressure
 - D. Pull the parking brake sharply
2. In the event of a tire blowout, drivers should:
 - A. Steer gently and maintain control
 - B. Accelerate quickly to regain stability
 - C. Brake firmly to stop the vehicle
 - D. Swerve to the side of the road immediately
3. If your vehicle begins to skid, you should:
 - A. Brake hard and steer away from the skid
 - B. Steer into the skid and ease off the accelerator
 - C. Turn sharply to regain control
 - D. Shift to neutral and accelerate slowly
4. When encountering a vehicle fire, you should:
 - A. Pull over, turn off the engine, and move away
 - B. Stay in the vehicle and call for help
 - C. Open the hood to inspect the fire
 - D. Use water to extinguish the flames
5. To handle aquaplaning, drivers should:
 - A. Brake immediately to regain traction
 - B. Increase speed to drive through the water
 - C. Ease off the accelerator and steer straight
 - D. Turn sharply to avoid obstacles
6. In the event of a collision, drivers should first:
 - A. Check for injuries and ensure everyone's safety
 - B. Call their insurance company
 - C. Exchange information with the other driver
 - D. Move their vehicle to the side of the road
7. When your vehicle stalls on train tracks and a train is approaching, you should:
 - A. Try to restart the engine quickly
 - B. Exit the vehicle and move away at an angle
 - C. Stay inside the vehicle and call for help
 - D. Wave at the train to stop it

8. If the accelerator becomes stuck, drivers should:
 - A. Pull the parking brake to stop
 - B. Turn off the ignition immediately
 - C. Shift to neutral and use the brakes
 - D. Accelerate harder to dislodge it

9. During a power steering failure, drivers should:
 - A. Steer firmly and reduce speed
 - B. Use cruise control to stabilize the vehicle
 - C. Shift into a lower gear immediately
 - D. Apply the parking brake for control

10. If your headlights fail at night, you should:
 - A. Flash your high beams repeatedly
 - B. Speed up to reach your destination quickly
 - C. Keep driving while using your horn as a warning
 - D. Turn on hazard lights and pull over

Answer

11. To avoid wildlife collisions, drivers should:
 - A. Drive in the middle of the road at night
 - B. Watch for warning signs and reduce speed in high-risk areas
 - C. Honk continuously to scare animals away
 - D. Use high beams at all times
12. If you find yourself in deep water, the first step is to:
 - A. Try to restart the engine
 - B. Unbuckle your seatbelt and open the window
 - C. Wait for the vehicle to fill with water before escaping
 - D. Open the doors to let the water in
13. When involved in a minor collision with no injuries, you should:
 - A. Move the vehicle off the road if possible
 - B. Wait in your vehicle until authorities arrive
 - C. Drive away if the damage appears minimal
 - D. Argue about fault with the other driver
14. In the event of brake failure, using the parking brake:
 - A. Should be done gradually to avoid skidding
 - B. Is unnecessary if the vehicle is in a lower gear
 - C. Should only be done on flat roads
 - D. Will stop the vehicle immediately
15. When helping injured passengers, the priority is to:
 - A. Provide first aid even if untrained
 - B. Offer water and keep them conscious
 - C. Move them to a safe location if necessary
 - D. Wait for emergency services to arrive
16. During a vehicle fire, extinguishers should be used:
 - A. Inside the vehicle while seated
 - B. On all types of fires, regardless of size
 - C. Only if the fire is small and contained
 - D. Only after calling emergency services
17. If your vehicle begins to overheat, you should:
 - A. Accelerate to cool the engine faster
 - B. Turn off the air conditioning and pull over
 - C. Add cold water to the radiator immediately
 - D. Open the hood while the engine is running

18. To handle sudden steering failure, drivers should:
- A. Hold the wheel firmly and ease to a stop
 - B. Accelerate to regain control
 - C. Brake hard and stop immediately
 - D. Shift into neutral and turn off the engine
19. If you lose traction on icy roads, the best action is to:
- A. Steer gently in the direction you want to go
 - B. Accelerate to regain stability
 - C. Brake hard to stop the vehicle
 - D. Shift to a higher gear to reduce wheel spin
20. When an emergency vehicle approaches from behind, drivers must:
- A. Move only if there is a shoulder
 - B. Speed up to create more space
 - C. Pull over to the nearest curb and stop
 - D. Stop immediately in their lane

Answer

21. When a tire bursts, drivers should:
- A. Swerve to the side of the road immediately
 - B. Hold the steering wheel firmly and slow gradually
 - C. Brake hard to stop the vehicle quickly
 - D. Accelerate to maintain control
22. If smoke begins to pour from your hood, the first step is to:
- A. Use water to cool the engine
 - B. Turn off the engine and move away
 - C. Open the hood to check for fire
 - D. Continue driving to a service center
23. When descending a steep hill, the safest approach is to:
- A. Coast in neutral to save fuel
 - B. Shift to a lower gear and use engine braking
 - C. Accelerate to maintain momentum
 - D. Brake constantly to control speed
24. If the oil pressure warning light comes on, you should:
- A. Pull over and turn off the engine immediately
 - B. Add oil without stopping the engine
 - C. Ignore it unless there are unusual noises
 - D. Continue driving to the nearest gas station
25. When stopped on the shoulder of the road, drivers should:
- A. Leave the engine running at all times
 - B. Turn on hazard lights and stay inside the vehicle
 - C. Exit the vehicle and wait behind it
 - D. Wave at oncoming traffic to alert them

Answer

Legal and Administrative

1. The purpose of a vehicle registration document is to:
 - A. Prove ownership of the vehicle
 - B. Show proof of insurance coverage
 - C. Verify the vehicle's roadworthiness
 - D. Indicate the vehicle's market value
2. Drivers caught operating a vehicle under the influence of alcohol may face:
 - A. A warning and a temporary suspension
 - B. Fines, license suspension, and possible imprisonment
 - C. A mandatory vehicle confiscation
 - D. A fine without further penalties
3. The ICBC penalty points system is designed to:
 - A. Track safe driving practices
 - B. Penalize drivers for traffic violations
 - C. Reward drivers with clean records
 - D. Determine the vehicle registration fees
4. Seatbelt laws require:
 - A. Only the driver to wear a seatbelt
 - B. All passengers and the driver to wear seatbelts
 - C. Passengers under 18 to wear seatbelts
 - D. Front-seat passengers only to wear seatbelts
5. When towing a trailer, drivers are required to:
 - A. Ensure the trailer has working brake lights
 - B. Drive 10 km/h below the speed limit
 - C. Obtain special permission from ICBC
 - D. Tow only during daylight hours
6. The penalty for distracted driving may include:
 - A. A warning letter from ICBC
 - B. Fines and driver penalty points
 - C. Suspension of insurance coverage
 - D. A temporary ban on using a mobile phone
7. A driver's license with an "N" designation indicates:
 - A. A novice driver with restrictions
 - B. A licensed driver with no penalties
 - C. A driver permitted to tow large trailers
 - D. A driver with advanced skills certification

8. Failing to renew vehicle insurance on time can result in:
 - A. Increased registration fees
 - B. A temporary suspension of the license
 - C. Heavy fines and uninsured vehicle operation
 - D. A requirement to take a driving test
9. The law regarding child restraints specifies that:
 - A. Children under 8 must use a booster seat
 - B. All children must sit in the back seat
 - C. Children under 5 must use a car seat
 - D. Children must use restraints until they are 145 cm tall
10. Impaired driving penalties may include:
 - A. A warning for first offenses
 - B. Fines and mandatory driver education
 - C. An increased vehicle registration fee
 - D. A note on the driver's record without penalties
11. Legal obligations for drivers involved in collisions include:
 - A. Exchanging insurance details only if asked
 - B. Reporting the collision to authorities if required
 - C. Leaving the scene once the situation is resolved
 - D. Contacting ICBC only if damage is visible
12. The purpose of vehicle insurance is to:
 - A. Cover mechanical breakdowns
 - B. Protect against financial loss from accidents
 - C. Ensure vehicle maintenance compliance
 - D. Guarantee eligibility for registration
13. An expired driver's license must be:
 - A. Renewed within 30 days to avoid penalties
 - B. Reissued after retaking a driving test
 - C. Used only during emergencies
 - D. Renewed before driving to avoid fines

Answers of Legal and Administrative

Environmental Considerations

1. Driving practices that improve fuel efficiency include:
 - A. Accelerating quickly to reach desired speed
 - B. Maintaining a steady speed and avoiding sudden stops
 - C. Driving with windows open at high speeds
 - D. Using the air conditioning at all times
2. To reduce unnecessary idling, drivers should:
 - A. Turn off the engine if stopped for more than 10 seconds
 - B. Keep the engine running to maintain a steady temperature
 - C. Restart the engine every 5 minutes
 - D. Shift to neutral and use the parking brake
3. Proper tire inflation helps the environment by:
 - A. Improving fuel efficiency and reducing emissions
 - B. Reducing the noise level of the vehicle
 - C. Allowing for longer tire life only
 - D. Ensuring better handling in rainy conditions
4. Using cruise control on highways benefits fuel economy by:
 - A. Maintaining a constant speed and reducing unnecessary acceleration
 - B. Allowing the vehicle to use more power uphill
 - C. Preventing the use of engine braking
 - D. Eliminating the need to check speed limits
5. The environmental impact of a poorly maintained engine includes:
 - A. Increased greenhouse gas emissions and reduced fuel efficiency
 - B. Improved engine performance over time
 - C. Higher speeds during highway driving
 - D. Quieter operation at low speeds
6. When selecting tires for better fuel economy, drivers should:
 - A. Choose all-season tires regardless of conditions
 - B. Look for low rolling resistance tires
 - C. Opt for the cheapest available tires
 - D. Select tires designed for maximum speed
7. Reducing engine wear and tear can be achieved by:
 - A. Following a regular maintenance schedule
 - B. Allowing the engine to idle for long periods
 - C. Frequently revving the engine at high RPMs
 - D. Driving at maximum speed frequently

8. Eco-friendly driving includes:
- A. Avoiding heavy acceleration and sudden braking
 - B. Using premium fuel regardless of the vehicle's needs
 - C. Driving faster to reduce travel time
 - D. Keeping the engine running during short stops

Answers of Environmental Considerations

Vehicle Maintenance and Inspection

1. During a pre-trip inspection, drivers should check:
 - A. Only the tires for proper inflation
 - B. Lights, tires, and fluid levels
 - C. The condition of seatbelts exclusively
 - D. The engine only if a warning light is on
2. Proper tire tread depth is essential for:
 - A. Enhancing engine performance
 - B. Reducing vehicle noise
 - C. Maintaining traction on roads
 - D. Improving fuel economy exclusively
3. Regular brake checks are important because:
 - A. They ensure the vehicle accelerates smoothly
 - B. They prevent excessive tire wear
 - C. They help avoid collisions
 - D. They are required for vehicle registration
4. Windshield wipers should be inspected for:
 - A. Proper alignment with the windshield
 - B. Cracks, tears, or wear
 - C. Noise during operation
 - D. Compatibility with vehicle size
5. When the oil warning light comes on, drivers should:
 - A. Add oil while the engine is running
 - B. Ignore it unless the engine makes noise
 - C. Pull over and check the oil level
 - D. Continue driving until the next service
6. Mirrors should be checked during inspections to ensure:
 - A. They are clean and properly adjusted
 - B. They are compatible with the vehicle model
 - C. They are folding and extendable
 - D. They are securely fastened with no vibrations
7. A properly functioning battery should:
 - A. Start the vehicle smoothly in all conditions
 - B. Improve fuel efficiency during long drives
 - C. Reduce noise while driving
 - D. Require no maintenance

8. A vehicle's air brake system must be checked for:
 - A. Proper lubrication of moving parts
 - B. Air leaks and sufficient pressure
 - C. Compatibility with the vehicle's tires
 - D. Unusual smells inside the cabin
9. Fluid levels that should be inspected regularly include:
 - A. Brake fluid, coolant, and windshield washer fluid
 - B. Power steering fluid only
 - C. Engine oil exclusively
 - D. Transmission fluid, but not brake fluid
10. Keeping windows and mirrors clean improves:
 - A. Fuel efficiency
 - B. Visibility and road safety
 - C. Vehicle aesthetics
 - D. Tire performance
11. Pre-trip inspections are critical because they:
 - A. Ensure all passengers are seated correctly
 - B. Help identify issues that could lead to breakdowns
 - C. Reduce insurance costs
 - D. Guarantee compliance with ICBC fines
12. Brake pads must be replaced when:
 - A. The vehicle pulls to one side during braking
 - B. The vehicle takes longer to start
 - C. The tires make unusual noises
 - D. There is a delay in acceleration
13. Ensuring proper tire pressure helps:
 - A. Improve vehicle handling and safety
 - B. Extend the engine's lifespan
 - C. Minimize exhaust emissions
 - D. Avoid paint damage on the wheels

Answers of Vehicle Maintenance and Inspection

Weather and Road Conditions

1. When driving on snow or ice, drivers should:
 - A. Use cruise control to maintain a steady speed
 - B. Reduce speed and avoid sudden movements
 - C. Accelerate quickly to prevent slipping
 - D. Follow closely behind other vehicles for guidance
2. The use of snow chains is most effective when:
 - A. Driving on dry roads
 - B. Traveling on steep, icy inclines
 - C. Used only on front tires
 - D. Driving in urban areas
3. To handle foggy conditions safely, drivers should:
 - A. Use high beams for better visibility
 - B. Reduce speed and use low beams
 - C. Drive in the center of the road
 - D. Follow closely behind another vehicle
4. Hydroplaning can be avoided by:
 - A. Driving faster through standing water
 - B. Keeping tires properly inflated and slowing down in wet conditions
 - C. Braking hard when water is visible
 - D. Using cruise control in rainy weather
5. When descending steep hills in rainy conditions, drivers should:
 - A. Use lower gears for engine braking
 - B. Apply constant pressure to the brakes
 - C. Speed up to prevent skidding
 - D. Shift to neutral to save fuel
6. Glare from sunlight can be reduced by:
 - A. Wearing sunglasses and using the sun visor
 - B. Keeping interior lights on
 - C. Driving at higher speeds
 - D. Following other vehicles closely
7. Black ice is most commonly found:
 - A. On bridges and shaded areas
 - B. In urban parking lots
 - C. During midday on sunny roads
 - D. At intersections with heavy traffic

8. When driving in heavy rain, drivers should:
 - A. Use high beams for better visibility
 - B. Reduce speed and increase following distance
 - C. Follow the taillights of the vehicle ahead closely
 - D. Turn off windshield wipers to avoid distractions
9. To prevent visibility issues during snowstorms, drivers should:
 - A. Keep their headlights on low beam
 - B. Use high beams to penetrate the snow
 - C. Avoid using windshield washer fluid
 - D. Stop frequently to clear snow off the vehicle
10. If you encounter a flooded road, you should:
 - A. Drive through at a steady speed
 - B. Avoid crossing if water depth is uncertain
 - C. Speed up to minimize water contact
 - D. Use cruise control for stability
11. When adjusting speed for glare, rain, or fog, drivers should:
 - A. Maintain the speed limit at all times
 - B. Slow down to ensure they can stop safely
 - C. Rely on other drivers' speeds as a guide
 - D. Avoid using mirrors to reduce distractions
12. Snow tires are recommended when:
 - A. Driving in regions with frequent snow and ice
 - B. Driving on dry highways during winter
 - C. Traveling only short distances in snow
 - D. The road surface is entirely clear
13. When driving on gravel roads, drivers should:
 - A. Increase speed to avoid bouncing
 - B. Reduce speed and maintain steady steering
 - C. Drive in the middle of the road
 - D. Avoid using headlights to reduce glare

Answers for Weather and Road Conditions

Emergency Reporting and Assistance

1. After a collision, the first step is to:
 - A. Move vehicles immediately to the side of the road
 - B. Exchange insurance information with others involved
 - C. Call emergency services if there are injuries
 - D. Wait for the police to arrive
2. When reporting a hit-and-run incident, drivers should:
 - A. Chase the other vehicle to stop it
 - B. Avoid contacting authorities unless damage is severe
 - C. Record the license plate of the other vehicle if possible
 - D. Wait at the scene for the other driver to return
3. If you witness a crash, you should:
 - A. Drive slowly past the scene to observe
 - B. Leave the scene to avoid obstruction
 - C. Stop and provide assistance if safe
 - D. Take photos and leave without getting involved
4. Hazard lights should be used to:
 - A. Signal to emergency services when speeding
 - B. Indicate a turn in heavy traffic
 - C. Warn pedestrians to clear the road
 - D. Alert other drivers of a stationary or slow-moving vehicle
5. Safe evacuation of a vehicle in an emergency involves:
 - A. Turning off the engine but remaining inside
 - B. Leaving all personal belongings in the vehicle
 - C. Exiting the vehicle and moving to a safe distance
 - D. Waiting for emergency services to instruct you
6. When calling for emergency assistance, you should provide:
 - A. Only your license and insurance details
 - B. Your location, nature of the emergency, and any injuries
 - C. A detailed account of the road conditions
 - D. A description of the other driver involved
7. Drivers are legally required to report an accident to authorities if:
 - A. Both drivers agree not to report it
 - B. No injuries occurred but traffic was delayed
 - C. Damage exceeds a specific dollar amount
 - D. Only one vehicle is involved

8. If someone is injured in a crash, you should:
 - A. Avoid moving them unless necessary for safety
 - B. Transport them to the hospital in your vehicle immediately
 - C. Wait for emergency responders to arrive without assisting
 - D. Administer first aid only if you are certified

9. To prevent further accidents at the scene, drivers should:
 - A. Use headlights to light up the area
 - B. Set up warning triangles or flares if available
 - C. Turn on interior lights for visibility
 - D. Stand in the road to direct traffic

10. When reporting an accident to ICBC, drivers must:
 - A. File within 30 days regardless of the circumstances
 - B. Provide accurate details about the incident and any witnesses
 - C. Wait until repairs are completed before filing a report
 - D. Submit a report only if the other driver requests it

Answers of Emergency Reporting and Assistance

PART 2: Standard Exam Paper Questions

